

### REGIONAL OVERVIEW: FEBRUARY 2021

A total of 465 migrants were registered at MRCs across the region in February, an almost 24% decrease compared to January. This brings the total registrations in 2021 to 1,075 migrants. Only four out of seven MRCs recorded registrations during this month. Most migrants were registered in Obock (131), followed by Togochale (126), Bossaso (111) and Hargeisa (97). No migrants were registered at the MRCs in Dire Dawa, Metema and Semera. About 84% of registrees reported never having attempted a migration journey before.

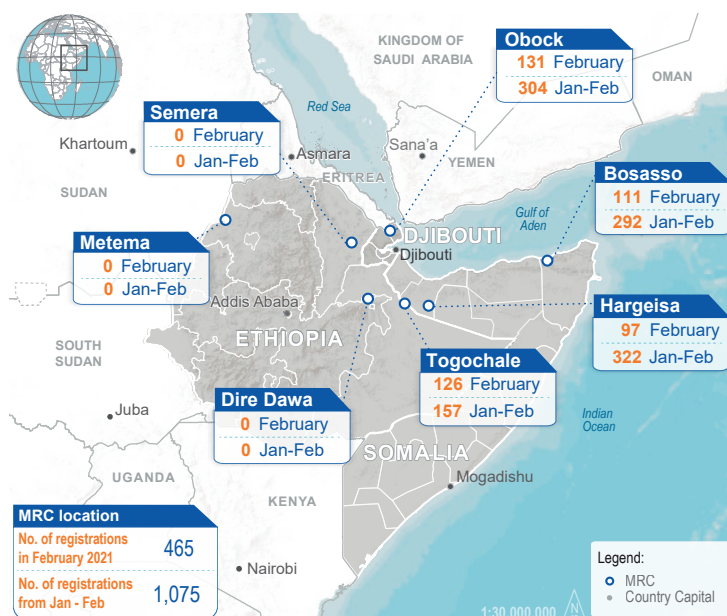
More male adults (56%) were registered in February than female adults (14%), while just under 30% of registrations were children. Child registrations were reduced by over 50% between January (300) and February (136). Most registered children (42%) were between 6 and 14 years old. Around 41% of all child migrants visited the MRC in Hargeisa, followed by Obock (36%), Bossaso (18%) and Togochale (4%). While all the children registered at the MRC in Hargeisa were accompanied, all the children tracked in Bossaso and most children tracked in Obock (91%) and Togochale (67%) were unaccompanied.

Almost all the registered migrants were Ethiopian nationals (99.8%), and the majority reported departing from the Oromia (54%) and Amhara (14%) regions of Ethiopia. The remaining migrants were mainly returning from Yemen, in particular from Aden (12%) and Marib (2%). About 34% of migrants reported that they intended to continue their journey to Saudi Arabia, most of whom were registered in Bossaso (74%) and Obock (51%). The rest of the migrants registered in Obock (49%) were intending on returning home. Overall, most migrants reported migrating for economic reasons (82%).



A group of migrants playing sports inside the MRC compound in Obock, Djibouti. © IOM 2020/Alexander Bee

### MRC LOCATIONS AND REGISTRATIONS



#### Background and Methodology

Migration Response Centers (MRCs) are situated along key migration routes, where they fill critical gaps by providing direct assistance, including food and temporary shelter, information and service referrals to migrants on the move. Working collaboratively, MRCs bring together key partners to facilitate the identification of migrants in vulnerable situations, and ensure that they receive appropriate, immediate and longer-term support. Seven MRCs are currently operational in the Horn of Africa: Hargeisa and Bossaso since 2009, Obock since 2011, Semera and Metema since 2014, and Dire Dawa and Togochale since end of 2019.

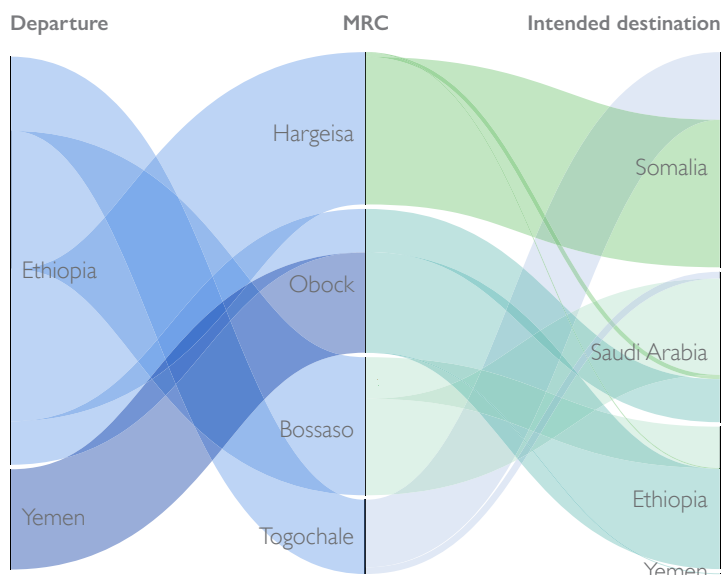
IOM established the MRC Regional Data Collection System in July 2016 to advance a standardized approach for collecting data and monitoring responses to mixed migration flows and informing evidence-based policy and programming in the region. In 2018, IOM revised the system to strengthen the provision of relevant and robust data. In 2020, a new software application, the MRC Information System (MRCIS), was developed to better address the data management needs of these facilities.

This factsheet presents key findings, rather than the entire range of information gathered in the MRC questionnaire. Data is collected upon migrant registration at the MRCs by trained enumerators. Only the information of migrants that consent to their data being captured is collected. IOM does not share individual-level data. All data presented in this factsheet should be taken as indicative rather than representative and should not be used to generalise across the region.

### MIGRANT JOURNEYS

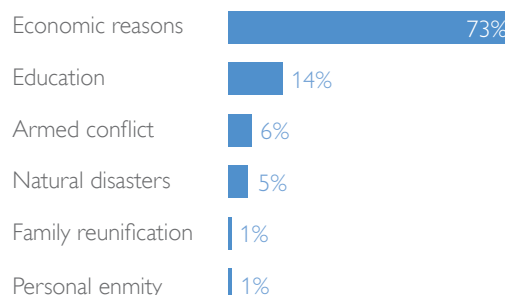


#### Travel History

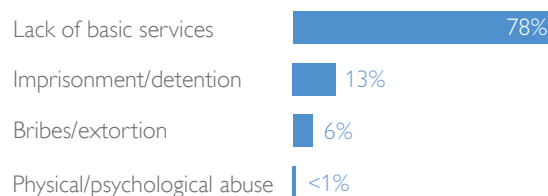


| Top 4 Areas of Departure |        |     |
|--------------------------|--------|-----|
| Ethiopia                 | Oromia | 49% |
| Yemen                    | Aden   | 16% |
| Ethiopia                 | Harari | 13% |
| Ethiopia                 | Amhara | 7%  |

#### Most Reported Reasons for Migration \*



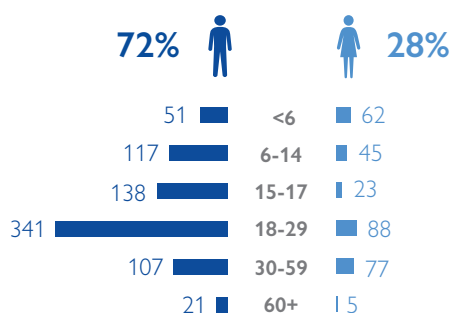
#### Most Reported Hardships During the Journey \*



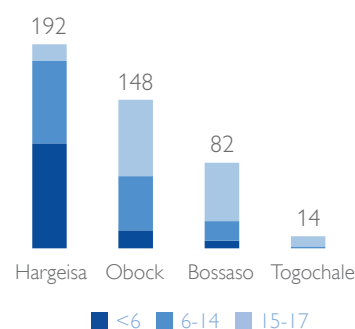
### MIGRANT PROFILES AND VULNERABILITIES




#### 1,075 Migrant Registrations



#### 436 Child Migrant Registrations



#### Most Reported Vulnerabilities \*



\* Multiple choices allowed.