

### REGIONAL OVERVIEW: MAY 2021

A total of 711 migrants were registered at MRCs across the region in May, a 9% decrease compared to April. This brings the total registrations in 2021 to 3,460 migrants. The largest number of migrants were registered in Bossaso (308), followed by Obock (182), Hargeisa (73), Togochale (49), Moyale (44), Semera (34), Metema (15), and Dire Dawa (6). The Dire Dawa MRC in Ethiopia resumed operations in May 2021 after more than a year of disruption due to the COVID-19 pandemic.

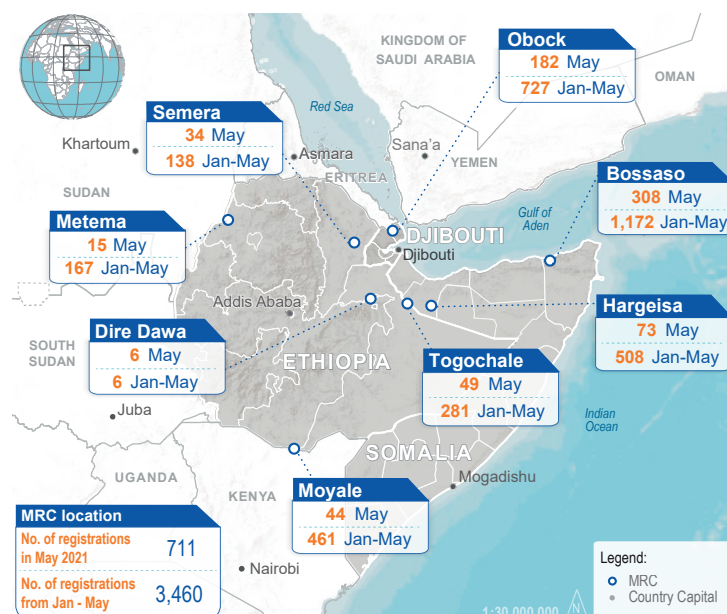
More male adults (66%) were registered in May than female adults (13%), while 22% of registrations were children. Child registrations increased slightly by 6% between April (145) and May (154). Most registered children (69%) were between 15 and 17 years old. Around 40% of all child migrants visited the MRC in Bossaso, followed by Hargeisa (27%) and Obock (23%). While all the children registered at the MRCs in Hargeisa and Dire Dawa were accompanied, all the children registered in Bossaso, Togochale, Moyale and Semera as well as most children registered at the MRC in Obock (94%) were unaccompanied.

Almost all registered migrants were Ethiopian nationals (99.6%), and the majority reported departing from the Oromia (41%) and Southern Nations, Nationalities and Peoples' (13%) regions of Ethiopia. Some migrants were also returning from Yemen, in particular from Aden (17%) and Marib (3%). About 45% of migrants reported that they intended to continue their journey to Saudi Arabia, most of whom were registered in Semera (85%) and Bossaso (83%). Meanwhile, 95% of all migrants registered at the MRC in Moyale were heading to South Africa. Overall, most migrants reported migrating for economic reasons (73%).



Psychosocial support activity with migrants at the MRC in Obock. © IOM 2020/Alexander Bee

### MRC LOCATIONS AND REGISTRATIONS



### Background and Methodology

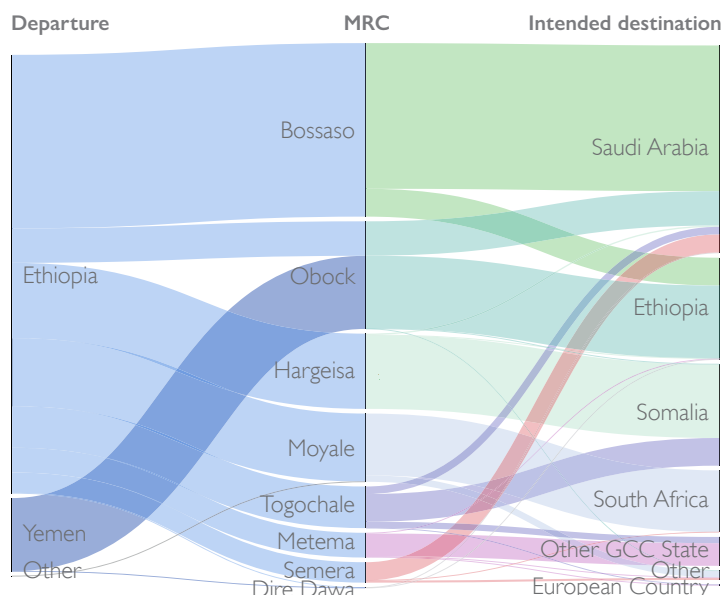
Migration Response Centres (MRCs) are situated along key migration routes, where they fill critical gaps by providing direct assistance, including food and temporary shelter, information and service referrals to migrants on the move. Working collaboratively, MRCs bring together key partners to facilitate the identification of migrants in vulnerable situations, and ensure that they receive appropriate, immediate and longer-term support. Eight MRCs are currently operational in the Horn of Africa: Hargeisa and Bossaso since 2009, Obock since 2011, Semera and Metema since 2014, Dire Dawa and Togochale since the end of 2019, and Moyale since March 2021.

IOM established the MRC Regional Data Collection System in July 2016 to advance a standardized approach for collecting data and monitoring responses to mixed migration flows and informing evidence-based policy and programming in the region. In 2018, IOM revised the system to strengthen the provision of relevant and robust data. In 2020, a new software application, the MRC Information System (MRCIS), was developed to better address the data management needs of these centres.

This factsheet presents key findings, rather than the entire range of information gathered in the MRC questionnaire. Data is collected upon migrant registration at the MRCs by trained enumerators. Only the information of migrants that consent to their data being captured is collected. IOM does not share individual-level data. All data presented in this factsheet should be taken as indicative rather than representative and should not be used to generalise across the region.

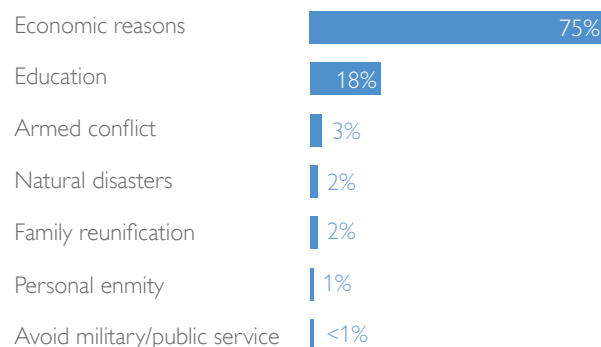
## MIGRANT JOURNEYS

### Travel History

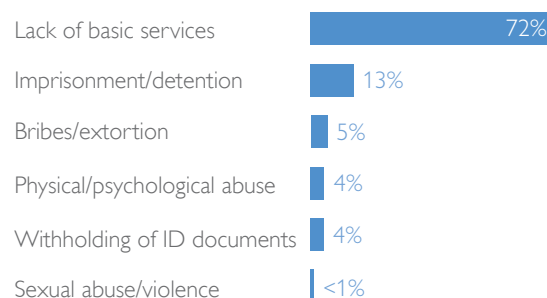


Top 4 Areas of Departure		
Ethiopia	Oromia	46%
Ethiopia	SNNP	19%
Yemen	Aden	11%
Ethiopia	Amhara	8%

### Most Reported Reasons for Migration \*

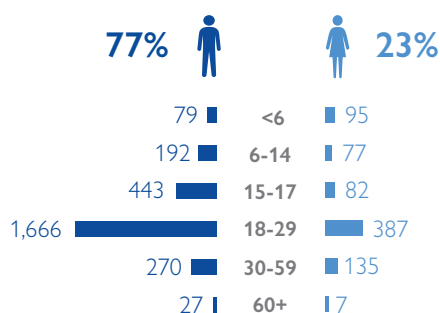


### Most Reported Hardships During the Journey \*

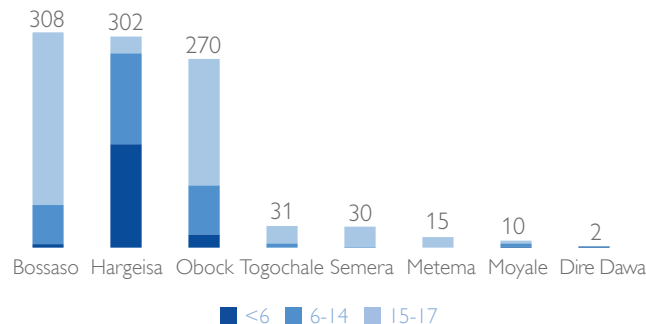


## MIGRANT PROFILES AND VULNERABILITIES

### 3,460 Migrant Registrations



### 968 Child Migrant Registrations



### Most Reported Vulnerabilities \*



Note: The vulnerabilities are presented as a percentage of all reported vulnerabilities (2,378), and not of the total number of registered migrants.

\* Multiple choices allowed.